FOREX ADVISOR SHADOW CAMARILJA V.2.0

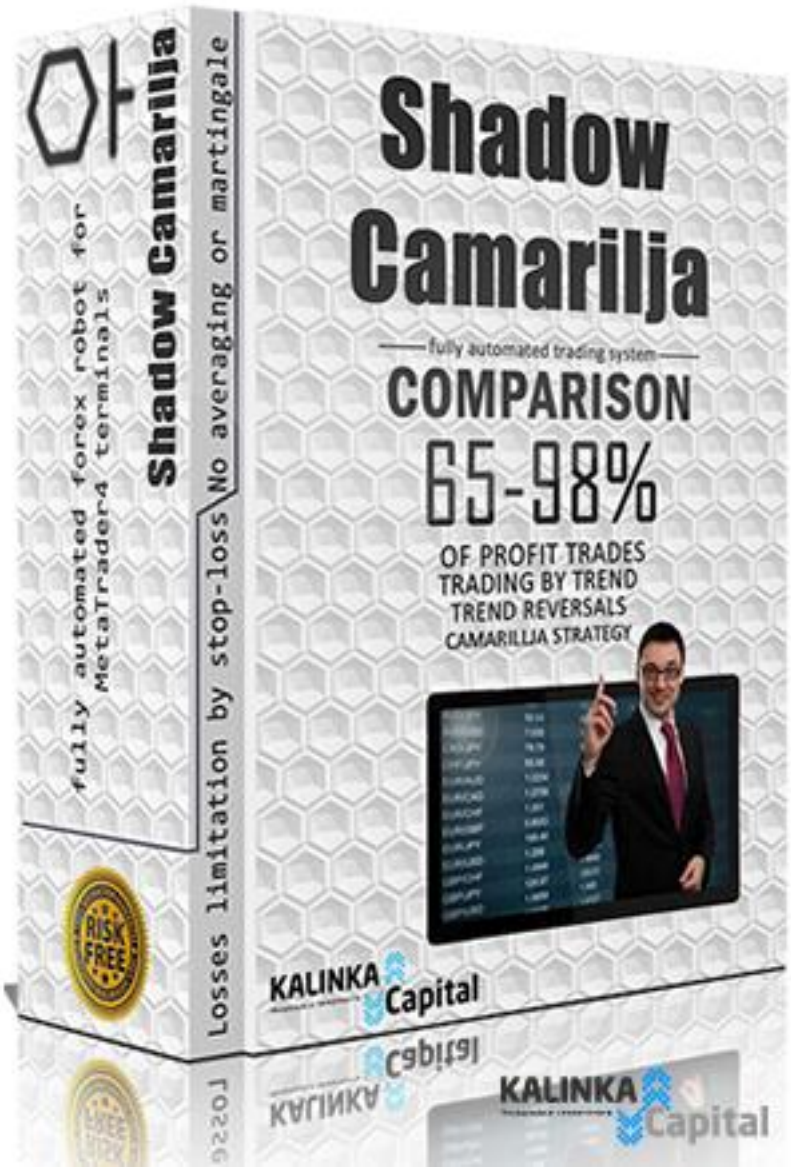

MANUAL ACTUAL VERSION 2.0, RELEASE DATE 15/06/2015

Name of forex advisor "Shadow Camarilla"©, associated trade marks and logos, belongs to Kalinka Capital OU (Estonia) company.

Attention! This program is protected by copyright and international conventions laws. Illegal copying or distribution of this program, or any part of it can cause severe administrative and criminal penalties and will be prosecuted to the extent of the law.

Copyright © 2008 Kalinka Capital OU All Rights Reserved.

Technical and trading characteristics

Actual version: 2.0

Last date of release: 15/06/2015

Last date of trading setting release: 15/06/2015

Technical support: 5 days a week, through on-line chat or e-mail

Platform: Windows

Purpose: automated trading and automated trades execution on Forex market through MetaTrader4 (MetaQuotes Software Corp) trading terminal.

Trading strategy: Opening positions on strategy Camarilla.

Trading account types: ECN, NDD, Pro, Standard, Micro … all account types supported by MetaTrader4 terminal.

Recommended leverage: not below 1:10.

Profitability: 10 - 35% per month or up to 370% per year with re-investment of gained profits and minimal use of free funds

Quotes type: automatic determination of quotes 4 (1,2342) or 5 (1,23429) digits after comma.

Money Management: automatic control of trading position volume for market entry, in relation to the balance of trading account.

Currency pair: GBP/USD, EUR/GBP, USD/CAD, AUD/USD.

Used timeframe: H1.

Recommended minimal deposit: 150$ per 0,01 standard lot (InstaForex lot 0.10), for each currency pair used in trading, with pledge up to 250$ per 1.0 standard lot. With higher pledge on few currency pairs, minimal deposit must be increased in relation to the increased pledge.

Indicators: indicator developed by our company for floating levels calculation, based on Camarilla strategy.

Informational content: Information output on chart through the info panel, messages about planed profit for opened positions, conditions for market entry during the day, voice messages about position opening or profit fixing.

Installation: advisor is installed in MetaTrader4 terminal through installation file automatically.
Trading settings: Settings for currency pairs GBP/USD, EUR/GBP, USD/CAD, AUD/USD are supplied with advisor. Trading settings need to be installed manually through the properties of advisor window.

Description

Our company is working on studies of widely know Camarilla strategy, beginning in 2010. In 2014 Prospector advisor was created based on this strategy, with intraday trading on channel break through calculations of Camarilla strategy.

In the process of studies we've found that there are few zones with high profit probability beyond the boundaries of intraday calculation channel of Camarilla. Practically, this zone can be determined as the channels shadow.

Initially this strategy is developed for safe trading, without any use of averaging or "martingale". Accordingly, advisor is not just waiting for losses to overlap, but fixes the losses by determined SL and enters the market, with appropriate conditions during new trading day, not dragging any loss positions.

Average relation of profit positions to loss positions is 30 to 1. One loss position to 30 profit positions. With the use of 10-15% from the deposit for market entry, "Shadow Camarilla" will gain stable income of 100% annual from the initial deposit. Maximal result we've reached during the tests is 573% in 2012 with GBP\USD pair. With maximal DrawDown of 11%, with StopLoss of 95 points, and average profit of points in 35-75%.

"Smart Close" profit fixing system is applied in advisor, this system allows to fix the profit just in the right time, excluding possible frauds that can be used by a broker when fixing the profit. Giving the order before quotes will reach physical TakeProfit to the size of current spread. This will exclude any quote freezes by not so honest brokers.

Traditionally, all new forex robots made by our company got the same info panel informing and warning the trader, which eases the use of trading system.

In forex robot "Shadow Camarilla" few info modules are used, for voice and graphical\text messages.

When position is opened or closed, voice message is played accordingly with the action.

At the beginning of new trading day, advisor specifies the levels by which new positions will be opened. Also, info panel will take a notice in the top left chart corner, about planed profit in points in case of position opening by projected levels.

In case if during the current day advisor has no conditions for profit, info panel will display the message about the absence of trading activity (projected channel is too wide or too narrow).

Also, a monitoring module is applied in "Shadow Camarilla" advisor, it constantly monitor the performance and self diagnostics. In Info panel "Shadow Camarilla" will notice you about its status - working, expecting conditions for entry, or disabled.

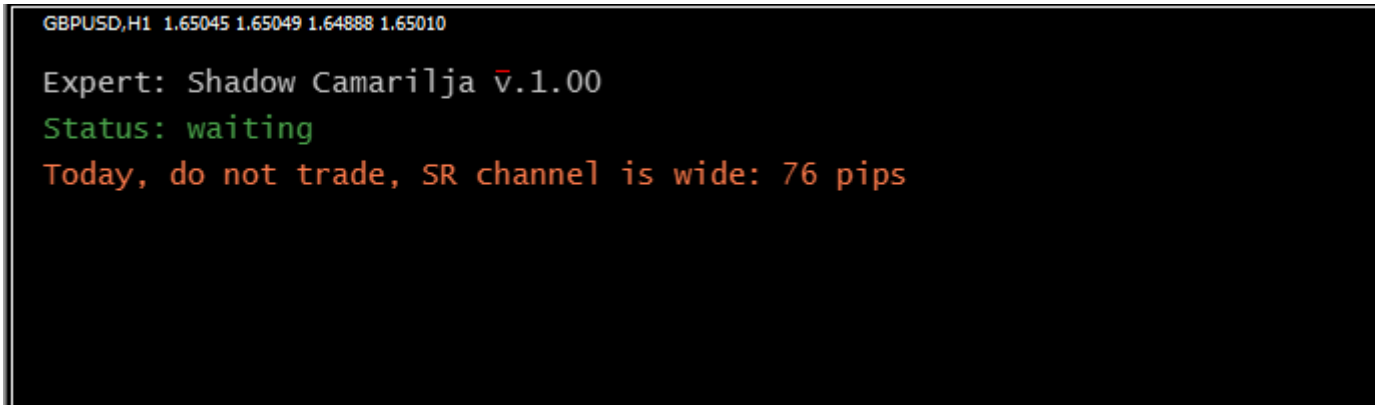

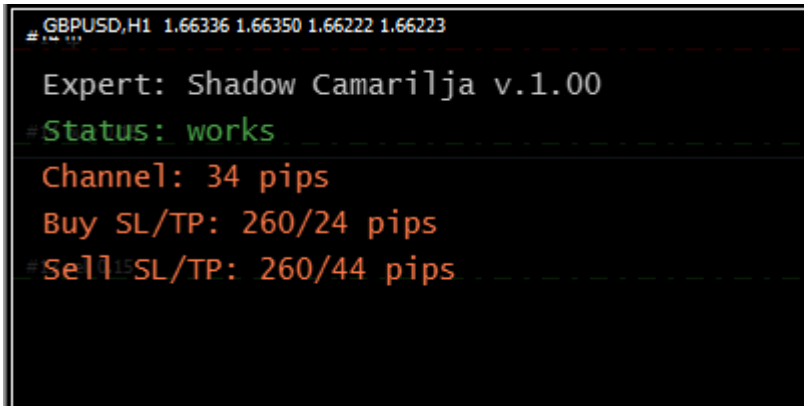

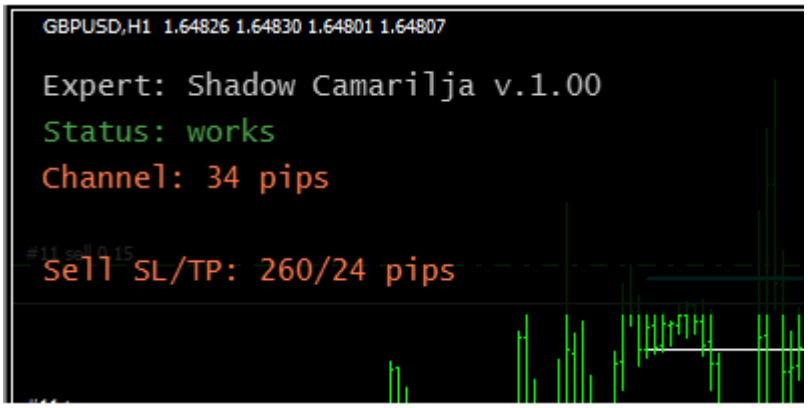

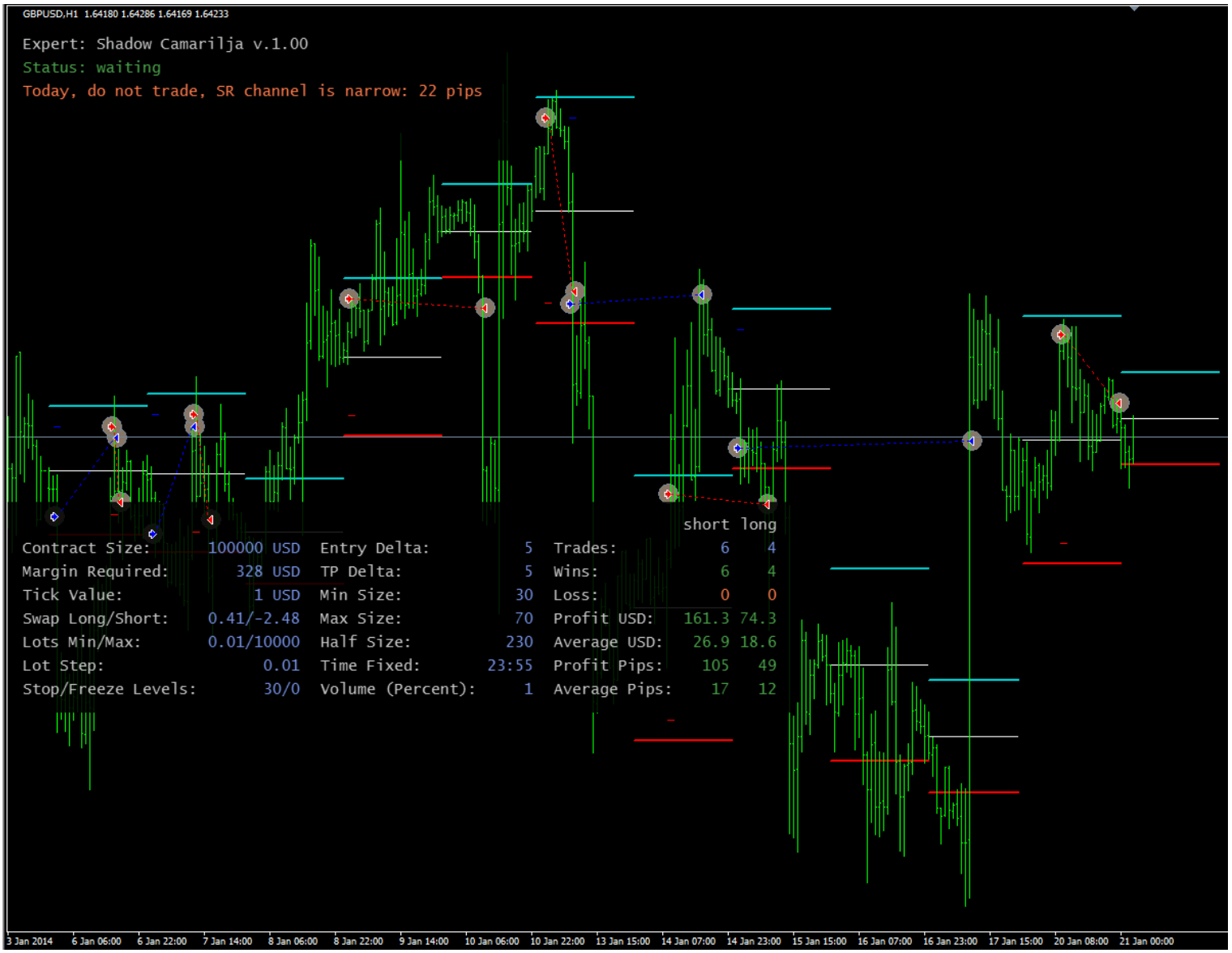

In low part of the chart we've placed a standard info panel informing the trader about trading conditions of trading account and advisor trading statistics - profit in currency and points, amount of profit and loss positions.

Advisor installation

Advisor is compiled in .ex4 format. For advisor to work correctly your MetaTrader4 terminal must be updated to version\build 600 or above.

Advisor is installed through installation file, in installation path to MetaTrader4 terminal. Watch the video manual on our website

http://www.soft4forex.com/

Downloaded installation file must be extracted from .RAR-archive and launched by double click on the icon. Follow the advisor installation instructions. After installation is complete, launch the terminal, select

the advisor Azimuth Raptor icon from the navigator menu, drag it at the chart of selected currency pair. Advisor can be installed for trading on more than one currency pair. Select TimeFrame period, according to the file of trading settings loaded into advisor. Selected TimeFrame will affect the advisor's performance. Advisor works with all DC/Brokers with 4/5 digit quotes. Major condition for stable performance is permanent connection to the Internet and to your broker. In case if connection will be lost, all pending orders will be executed by your broker. After connection is restored, advisor will continue its work and support of orders.

Parameters and trading settings

Advisor uses 20 parameters of trading settings regulations and 7 additional parameters. Advisor has a flexible system of trading settings, you can alter them to create your own trading strategy, or adjust them for your preferences (maximal profit or maximal spread rebate and bonuses for frequency and volume of trades).

1. Right mouse button click on the chart, where advisor is installed, in pop-up window select «Advisor\Properties».
2. Open the advisor settings window through F7 key.

When settings window is opened, you can change any parameter manually, or load ready to use trading settings from the folder of advisor through «Load» button.

Given the flexibility of trading settings, you can create your own trading strategy.

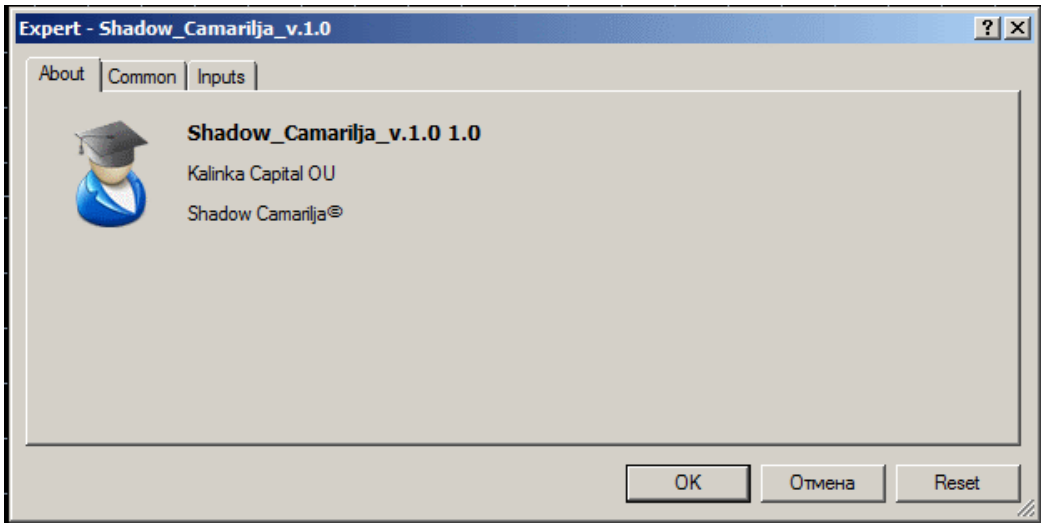

fig.1

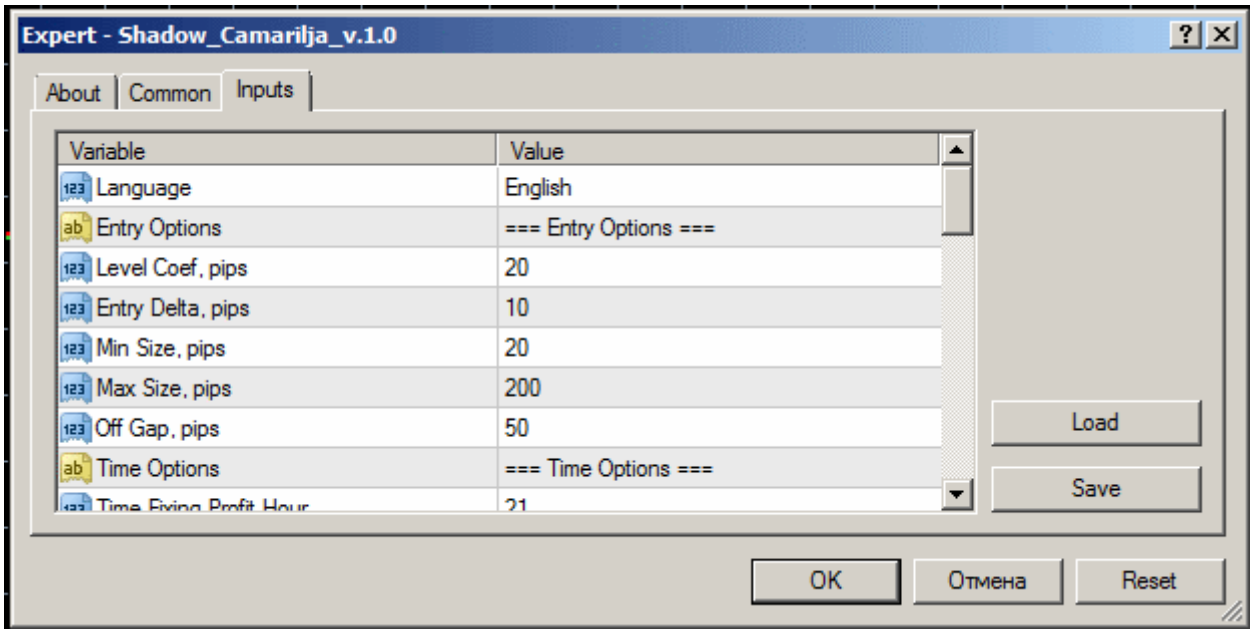

fig.2

After advisor and trading settings installation, it's necessary to activate a set of permissions in terminal. Check the fields in «Common» tab, to match the picture №3

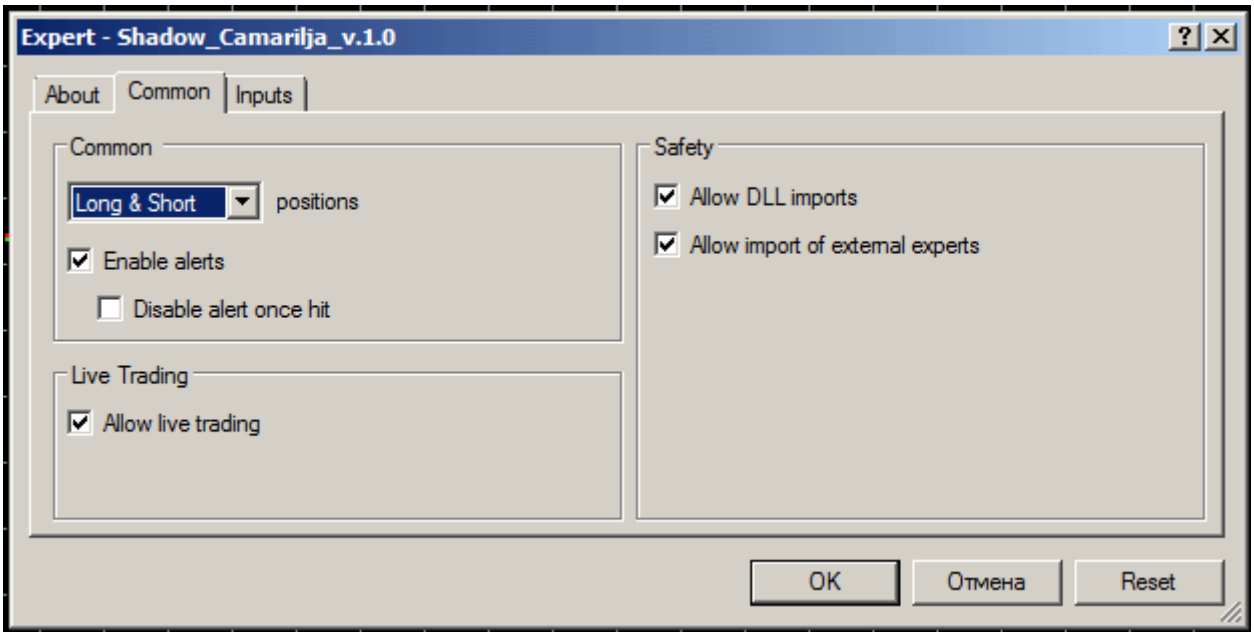

fig.3

LANGUAGE_ENGLISH = true; // Language English / Russian (**true** - english, **false** – russian)

"=== Entry Options ==="; settings of entry levels calculation

Level Coef // coefficient of channel width calculation from standard Camarilla

Entry Delta // indent of market entry level from the channel calculation border. Recommended to use average amount of spread on used currency pair.

Min Size // minimal channel width. When channel width is less than set boundaries, advisor will not make any trades.

Max Size // maximal channel width. максимальная ширина канала. When channel width is more than set boundaries, advisor will not make any trades.

"=== Time Options ==="; settings of profit fixing by the terminal time.

Time Fixing Profit Hour // time in hours, after which position will close if it is in profit.

Time Fixing Profit Minute // time in minutes, after which position will close if it is in profit.

"=== Profit Options ==="; trading settings for take profit regulation.

TP Delta // indentation size in points from take profit level. Recommended to use average size of spread on used currency pair.

Half Size // value of channel width, when reached specified value, profit size is set as half of calculated channel, as possibility for profit to reach the entire channel width is not guaranteed.

Stop Loss // loss fixing level when position has gone negative. Parameter is set in points.

"=== Trailing Options ==="; trading settings for tailing regulation.

Use Trailing Buy // trail activation for buy position in profit (**true** – trail activated, **false** – trail disabled).

Trail Stop Buy // profit of buy position in points. When reached, position will be trailed.

Trail Indent Buy // range in points from the current price for first trail placement.

Trail Step Buy // step of price trail change in points.

Use Trailing Sell // trail activation for sell position in profit (**true** – trail activated, **false** – trail disabled).

Trail Stop Sell // profit of sell position in points. When reached, position will be trailed.

Trail Indent Sell // range in points from the current price for first trail placement.

Trail Step Buy // step of price trail change in points.

"=== Volume Options ==="; trading settings for trading positions volume regulation

Type // **Fixed** – fixed lot volume. Positions are opened by pre-determined lot size set in parameter **Fixed. Percent** - lot size is calculated automatically from the % of current account balance.

Fixed // lot size to be used with **Fixed** parameter activated.

Percent //value set in % for automated lot size calculation.

Attention! This parameter requires personal adjustments before trading. Some trading conditions and leverage can be unsuitable for this parameter, setted by default in trading settings. You need to regulate this parameter by yourself, through strategy tester in your terminal, on which trading will be committed. By changing this parameter in bigger or smaller value, volume of trading position must be 0,01 lot per 200$ of free funds used for trading on selected currency pair. If you will be using more than one currency pair, you must take into account that in strategy

tester settings you need to specify exactly the same deposit as you will be using for trading on each currency pair, not all of your deposit.

Example: Automatic determination of position lot volume.

In PERCENT parameter enter the value, in according to the percent from the balance of trading account. Example, we have 10 000 USD deposit, Risk parameter =1 (1% from the deposit). So we can open a position using 100 USD margin, this is equal to ~0,4 lot (1lot = 239 USD of margin with leverage 1:500). From this calculation, we are opening the position with 0,4 lot.

If you have any questions and you are not sure that you can adjust this parameter by yourself, you can address to our tech. support administration or watch the video manual on our website in «FAQ » section.

"=== Extra Options ==="; additional parameters.

Show info panel // true – show info panel. False – remove info panel from the chart of the trading terminal.

Trade Try // amount of trading attempts for position opening when being requoted by the Broker.

Magic Number // Orders ID. When using multiple currency pairs on one trading account, this parameter value must be different for each pair.

Open position Sound // **True** – play the voice message when position opens. **False** – disable the voice message.

Open position Sound File // name of the sound file played when position is opened.

Smart Close Sound // **True** – play the voice message when position is closed. **False** – disable the voice message.

Smart Close Sound File // name of the sound file played when position is closed.

Files of trading settings, updates

Files of trading settings for GBP/USD, EUR/GBP, USD/CAD, AUD/USD. currency pairs are supplied with the advisor,

and located in "Trade Settings" folder, in archive of "Shadow camarilja" advisor.

When new version updates or trading settings will be publicated you will be informed through the news banner on our website, and e-mail, sent at your address.

Optimization of trading settings

In archive of advisor is a file with "for_optimization_forex_camarilja", name, which contains preset of optimized range of trading settings. You can optimize few or one trading setting, by marking it in the window of strategy tester parameters.

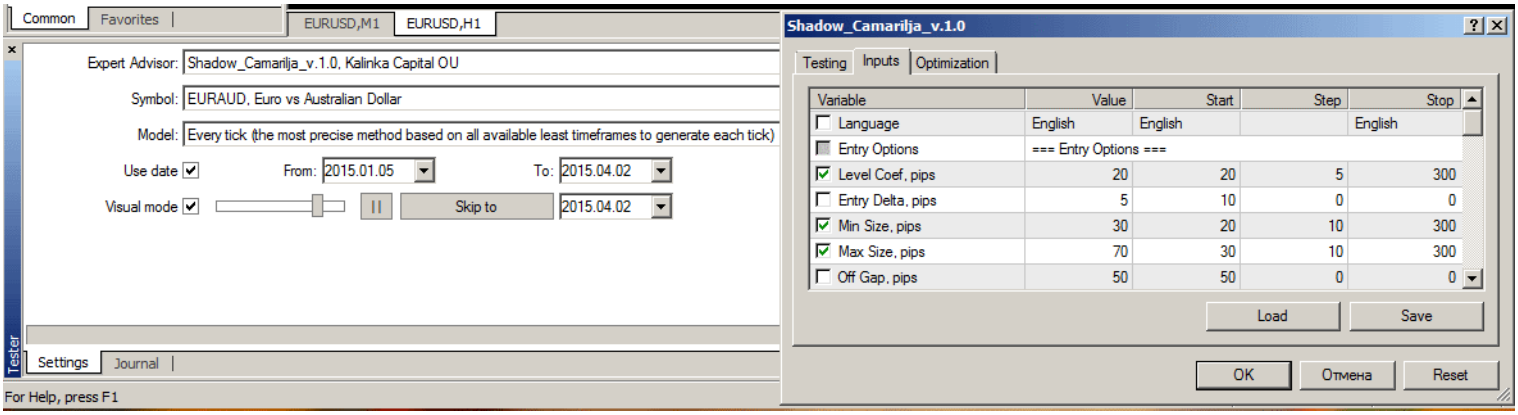

If you have any questions and you are not sure if you can select optimization parameters, you can address to tech. Support administration, or watch the video manuals on our website in «FAQ» section.

Our contacts

Website: http://www.soft4forex.com/

e-mail: support@kalinkacapital.ee

online tech. Support chat link is available on all pages of our website.

Tech. Support online time is Monday-Friday, from 09-00 till 21-00, GMT+2.

Kalinka Capital OU wishes you a successful trading!

Trading on forex and other CFD is highly risky and can cause serious losses. Trading with CFD may not be suitable for everyone. You need to be aware of all the risks, seek for advice from an independent financial advisor if you have any questions or doubts.

Name of advisor/expert " Shadow Camarilla "©, associated trade marks and logos, belongs to Kalinka Capital OU (Estonia) company.

Attention! This program is protected by copyright and international conventions laws. Illegal copying or distribution of this program, or any part of it can cause severe administrative and criminal penalties and will be prosecuted to the extent of the law.

Copyright © 2008 Kalinka Capital All Rights Reserved.